

ERPsim

Get ready for 2022 Live Webinar

Please Note

This webinar is being recorded and will be made available on the ERPsim website. Please be aware that questions you ask or discussions you participate in will be recorded as a part of the presentation.

By attending this online event you are giving your permission to being recorded. Participant names / photos / video (if connected to event via webcam) may be shared. If you do not wish to be recorded, please disconnect from the webcast at this time.

This presentation contain references to products of SAP SE, Dietmar-Hopp-Allee 16, 69190 Walldorf, Germany. The names of these products are registered and/or unregistered trademarks of SAP SE. SAP SE is neither the author nor the publisher of this presentation and is not responsible for its content.

Get ready for 2022 Live Webinar
Online | December 13th, 2021

ERPsimLab
HEC MONTRÉAL

Serious games to learn enterprise
systems and business analytics

Today's Agenda

1. Features
2. **New!** Simulator's User Interface
3. Instructional Assets and Curricula
4. Training and Certification
5. Logistics Sustainability Update
6. Q&A

ERPsim Game



Christian Klein  • Following

CEO & Member of the Executive Board of SAP

2w • 



When I look back to my time as a student, my favorite and some of my most valuable learning opportunities came from hands-on learning experiences. ERPsim gives students the opportunity to run their own virtual company with a real [SAP S/4HANA](#) system, helping teach important concepts around business strategy, [#DigitalTransformation](#), cross collaboration, leadership, and integrated business processes running on [SAP's](#) software. More than 235 universities are using ERPsim to help students experiment and learn, and they can also take part in the regional competitions organized by [SAP Next-Gen](#) and [ERPsim Lab - HEC Montréal](#). A great way to develop skills and test business outcomes for the next-generation of decision-makers!

   1,566

39 comments

Features

Features

SAP System

SAP S/4HANA 2020

UI

SAP Fiori

SAP GUI

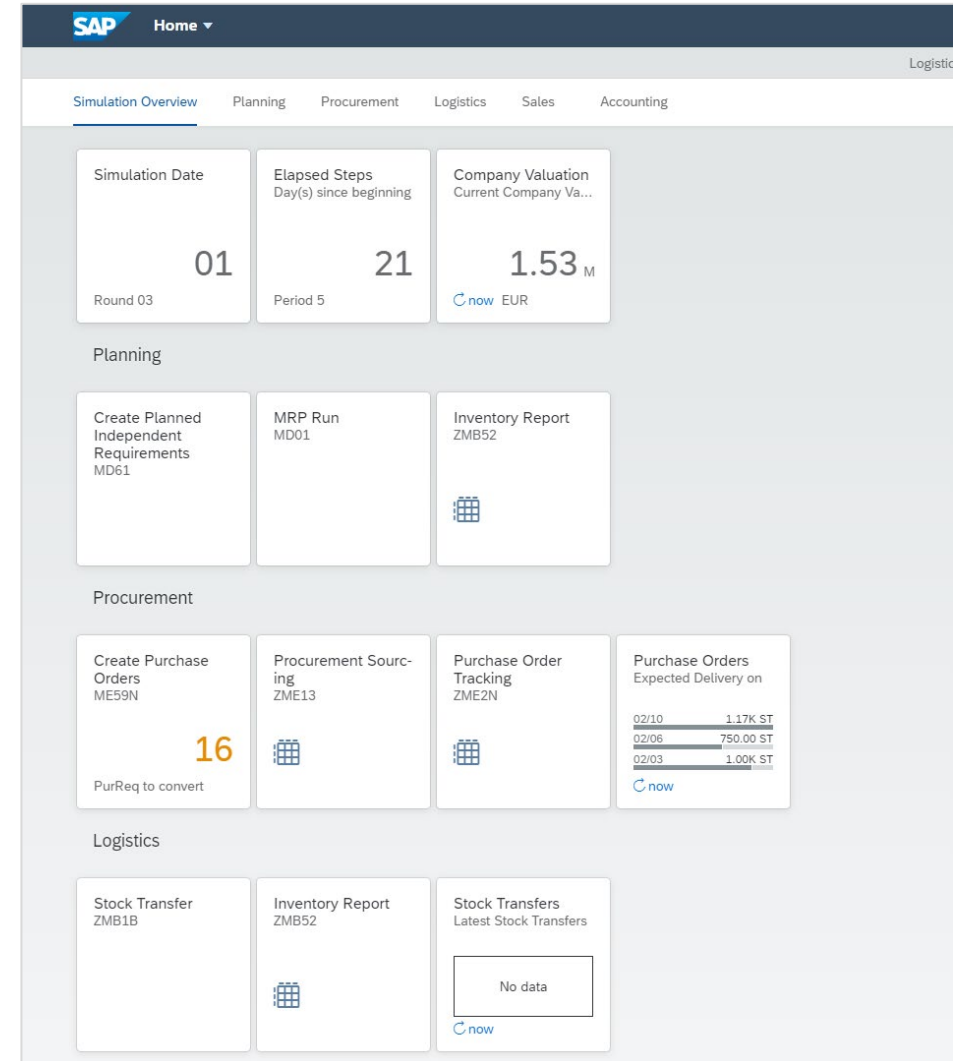
Analytics

SAP GUI reports

Smart Business*

OData Service 2.0*

* Logistics, Manufacturing and Retail games only



SAP Fiori Launchpad configured for the Logistics Extended game

High-Capacity SAP Client

Features

- 9 sets of 26 company codes
- 200 company codes for exercises and configuration

Benefits

- Client refreshes not required anymore
- Data from previous game (on this client) is accessible
- Simplified user accounts

OData Services

Features

- Single sign-on with the ERP accounts
- Client number embedded in service URL
- OData access options (ZODATA)
 - Access across company sets
 - Access all teams data

Available entities

- BOM_Changes
- Carbon_Operations
- Company_Valuation
- Current_Inventory
- Current_Inventory_KPI
- Current_Suppliers_Prices
- Financial_Postings
- Goods_Movements
- Independent_Requirements
- Inventory
- Market
- Marketing_Expenses
- NPS_Surveys
- Pricing_Conditions
- Production
- Production_Orders
- Purchase_Orders
- Sales
- Stock_Transfers
- Suppliers_Prices

OData Services

All users (admin and students) can find the URL, account and entity list under "OData Services" in Fiori.



OData Services

OData services provide real-time access to data from the simulation. Refer to the documentation for more details.

Service URL

Use the URL to connect to the OData service. Some applications require adding the entity name at the end of the URL. Open the "Advanced" panel for the complete list of entities.

URL (case sensitive)

User Account and Password

Username

Password Same as your own password for this SAP platform

Advanced

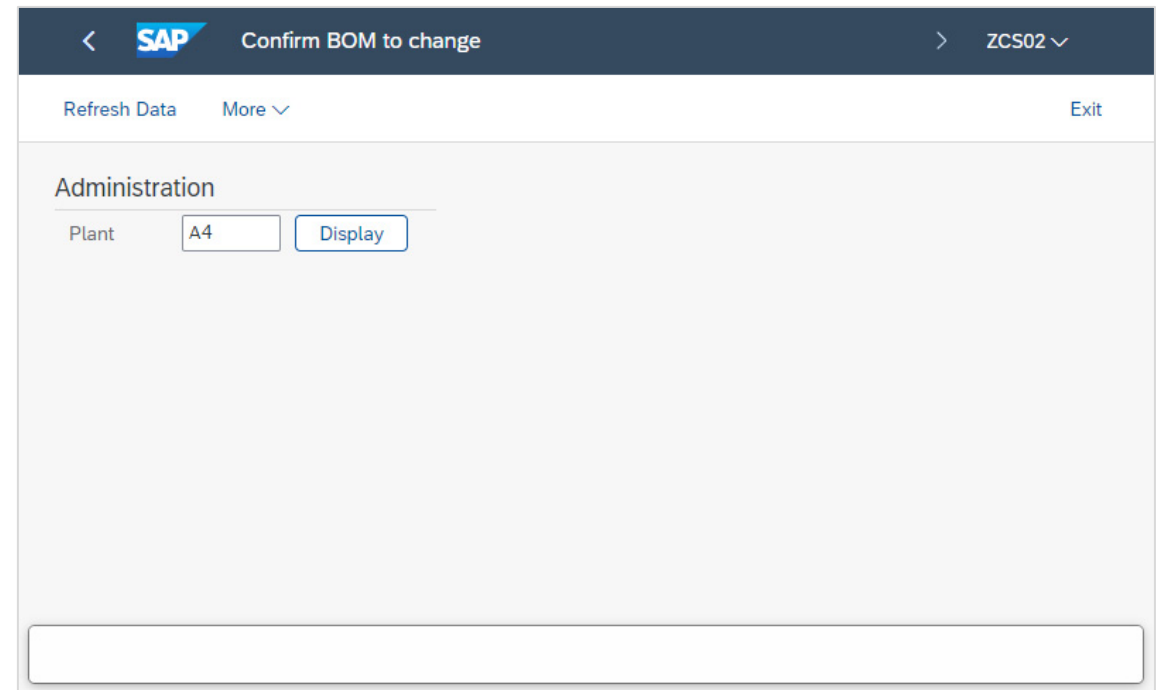
URL (case sensitive)

Entities

[Documentation](#) [Close](#)

Admin Access in Custom Transactions (Z*)

- Admin accounts can now access custom transactions and interact with them like students would.
- Transactions:
 - ZADS
 - ZCK11
 - ZCS02
 - ZFF7B
 - ZMB1B
 - ZORG
 - ZVAL



Simulator's User Interface

Simulator

New responsive interface to manage games

Games

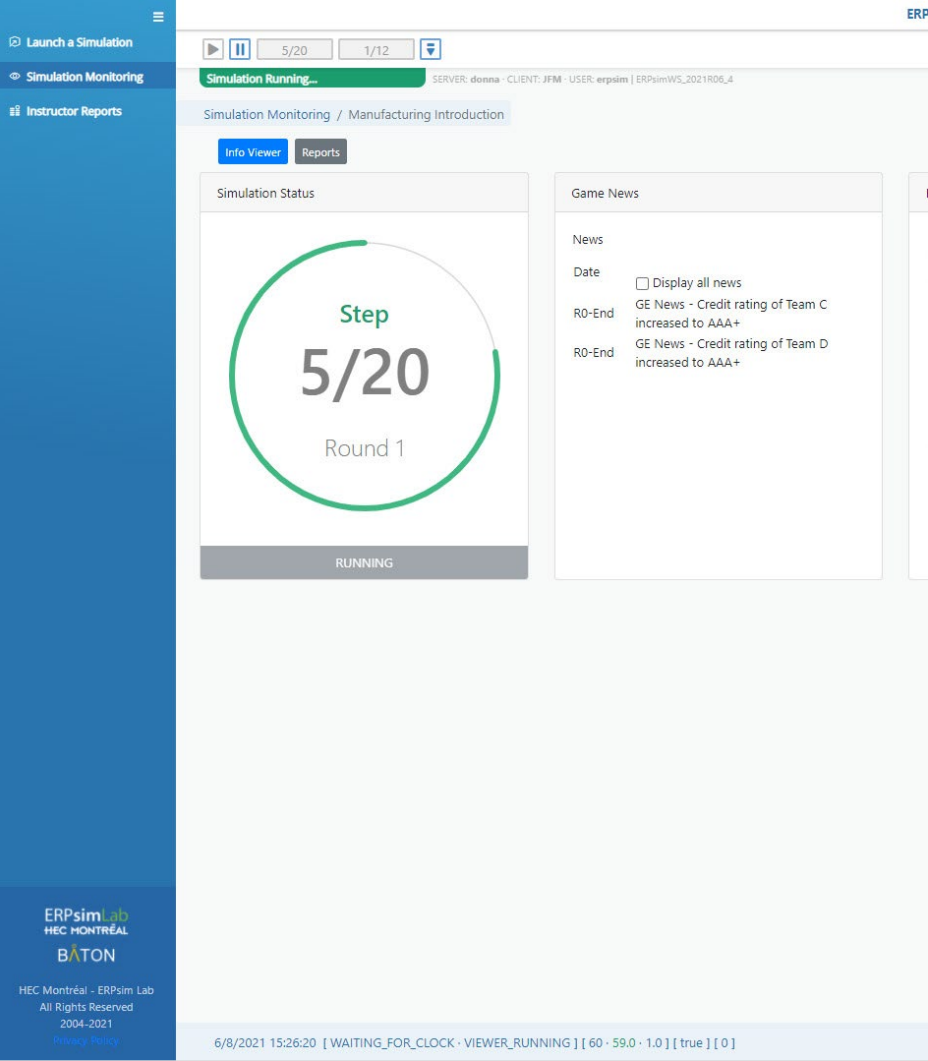
All

Reporting

Live and End-of-round
Leaderboard /
Comparator

UI

Fluid and Legacy available



The screenshot displays the ERPsim simulator's 'Simulation Monitoring' interface. The left sidebar contains navigation options: 'Launch a Simulation', 'Simulation Monitoring' (selected), and 'Instructor Reports'. The main content area shows 'Simulation Running' with a progress indicator at 'Step 5/20' and 'Round 1'. A 'RUNNING' status bar is visible at the bottom of the simulation status section. To the right, the 'Game News' section lists updates, including 'GE News - Credit rating of Team C increased to AAA+' and 'GE News - Credit rating of Team D increased to AAA+'. The bottom of the interface features the ERPsim Lab logo, HEC Montréal branding, and a footer with the text 'HEC Montréal - ERPsim Lab All Rights Reserved 2004-2021'. A system status bar at the very bottom indicates the date and time: '6/8/2021 15:26:20 [WAITING_FOR_CLOCK - VIEWER_RUNNING] [60 - 59.0 - 1.0] [true] [0]'. The text 'Viewer page of the simulator Running state' is overlaid on the bottom right of the screenshot.

Demo: Simulator's User Interface

Questions

Instructional Assets and Curricula

Job Aids, Slides and Guides

- All job-aids, slides and guides are updated for academic year 2021-2022
- Available in English and French
- Available now on the website



Manufacturing Introduction Game

User: **\$ 1 to \$ 9**
Initial password: **ERPSIM**

Adapted for Fiori and for SAP GUI with Fiori Visual Theme Activated
© ERPSim Lab, HEC Montréal
Last Update: July 12, 2021



Nut	
\$\$-F01	500g
\$\$-F11	1kg
Starting Inventory	30 000 units each
35% wheat 35% oat 30% nut 1 box / 1 bag	



Blueberry	
\$\$-F02	500g
\$\$-F12	1kg
Starting Inventory	30 000 units each
35% wheat 35% oat 30% blueberry 1 box / 1 bag	



Strawberry	
\$\$-F03	500g
\$\$-F13	1kg
Starting Inventory	30 000 units each
35% wheat 35% oat 30% strawberry 1 box / 1 bag	



Raisin	
\$\$-F04	500g
\$\$-F14	1kg
Starting Inventory	30 000 units each
35% wheat 35% oat 30% raisins 1 box / 1 bag	



Original	
\$\$-F05	500g
\$\$-F15	1kg
Starting Inventory	None
50% wheat 50% oat 1 box / 1 bag	



Mixed	
\$\$-F06	500g
\$\$-F16	1kg
Starting Inventory	None
30% wheat 30% oat 40% fruits & nuts 1 box / 1 bag	

CUSTOMERS



DC 12: Grocery Chains
Payment Time: 10-20 days

Approximate Market Size
€360 000 per team per week

SUPPLIERS

Lead time (days)	1-5
Payment time (days)	20

PRODUCTION CONSTRAINTS

Capacity (units/day)	16 000
Setup time (hours)	8
Minimum/Maximum Lot Size	16 000/16 000

STORAGE CAPACITY AND COSTS

Product type	Current space	Cost per additional 50 000 units*
Finished products	250 000 boxes	€500/day
Raw materials	250 000 kg	€1 000/day
Packaging (bags and boxes)	750 000 units	€100/day

FIXED COSTS (€ paid each 5 days)*

Labor	10 000
Manufacturing overhead	7 500
S, G & A	20 000
Depreciation (Building)	1 250
Depreciation (Equipment)	33 333

*Billed automatically



Videos for SAP Fiori UI

- All new set of videos (with narration) for:
 - Retail Game (Intro and Extended)
 - Integrated Business Processes (Cash-to-Cash) for Manufacturing
 - Role-based Videos for Logistics Platinum

erspsim.hec.ca/learning
Videos > SAP Tutorial Videos (SAP Fiori)

The screenshot displays the SAP Fiori Financial Statements interface. The title bar indicates 'F.01 - Financial Statements' and 'Display Financial Statement'. The main content area shows a balance sheet for 'Manufacturing Advanced' with the following data:

Description	G/L Account	Period Balance	Comparison Balanc...	Absolute Difference	Relative Difference
Balance Sheet		0.00 EUR	0.00 EUR	0.00 EUR	0.0
Assets		-1,100,000.00 EUR	0.00 EUR	-1,100,000.00 EUR	0.0
Liabilities and Owners' Equity		1,100,000.00 EUR	0.00 EUR	1,100,000.00 EUR	0.0
Liabilities		1,000,000.00 EUR	0.00 EUR	1,000,000.00 EUR	0.0
Equity		100,000.00 EUR	0.00 EUR	100,000.00 EUR	0.0
Income Statement		100,000.00 EUR	0.00 EUR	100,000.00 EUR	0.0
Sales, General, and Administrative Expenses		100,000.00 EUR	0.00 EUR	100,000.00 EUR	0.0
Production improvement expenses		100,000.00 EUR	0.00 EUR	100,000.00 EUR	0.0
Net Income (Loss)		-100,000.00 EUR	0.00 EUR	-100,000.00 EUR	0.0
Calculated Result		-100,000.00 EUR	0.00 EUR	-100,000.00 EUR	0.0

Distance Teaching

A collection of tips and tricks on how to run ERPsim in a distance teaching context:

- Synchronous and Asynchronous approaches
- Efficient communications with participants
- Technical considerations
- A list of available resources

Teaching notes, resources, tips and tricks

<https://ersim.hec.ca/en/node/606>

The screenshot shows the ERPsimLab Knowledge Base page. The header includes the ERPsimLab logo, HEC Montréal, and a 15th Anniversary badge. Navigation links for Simulations for ERP, Simulations for Data Science, The Lab, Portals, and My Account are visible. The main content area is titled 'Distance Teaching using ERPsim' and includes a sub-section 'Approaches' with 'Approach 1: Synchronous Online Session'. The page also features a sidebar with links for Release Notes and Webinars, Certification Material, ERPsim for SAP S/4HANA, Course Delivery, Simulator, ERPsim Game Scenarios, and Analytics.

Pricing and Support

ERPsim License
\$55 CAD per student,
valid for one course
(max. 6 months)

Effective price from August 1st 2021 to August 1st 2022.
May change at anytime.
Visit <https://ersim.hec.ca/buy> for conditions.

In the event of a disparity between the price presented on this slide and
the one on <https://ersim.hec.ca/buy>, the latter shall prevail.

The license includes

- For the student:
 - i. Access to the simulation game
 - ii. Access to the pedagogical material (job aids, participant's guide, slides, self-training videos, etc.)
- For the professor:
 - i. Ability to start and manage any of the game scenarios, unlimited for the duration of the course.
 - ii. Access to technical and pedagogical support from HEC Montréal.



Training and Certification

ERPsim Certified Instructor (Level 1)

For New ERPsim Users

This certification provides you all the necessary knowledge to run an ERPsim simulation game in a classroom setting, and is required to be able to use any of the simulation games provided by the Lab.

Learn more at
erpsim.hec.ca/certification

Online Course

Complete the
Online Course
in self-study mode



Session with our team

Register for a
one-on-one session with our
team. We'll answer all your
questions!



Receive your simCID
and start using ERPsim
immediately!

ERPsim Certified Instructor (Level 2)

For Experienced Users **Available Now!**

For experienced users who are actively using ERPsim!

You will learn advanced features of ERPsim and new activities that can leverage your experience with the platform.

Online Course:
Advanced topics

Complete the
Online Course
in self-study mode



Session with our team

Register for a
one-on-one session with our
team. We'll answer all your
questions!



You will become ERPsim Level
2 certified!

Learn more at
erpsim.hec.ca/certification

Advanced ERPsim and Certified Trainer

For Experienced Users

For experienced users who are interested in becoming ERPsim trainers of other faculty members

Learn more at
erpsim.hec.ca/certification

Online Course: Advanced topics

Complete the
Level 1 and Level 2
Online Course
in self-study mode



For TTT: Write a short exam

This is a short essay where you
explain your plan and
objectives for training other
faculty!



You will be able to train other
faculty

ERPsim Competitions 2022



National competitions



Regional competitions



SAP next-gen

THE BEST RUN **SAP**



2022 ERPsim North America Regional Competition

Save the Date!

Hybrid event – in person at SAP Labs Montreal & Virtual

Friday, March 25, 2022

Demo: Logistics Sustainability

Questions

linkedin.com/company/erpsimlab

The screenshot shows a web browser window displaying the LinkedIn company page for ERPsim Lab - HEC Montréal. The browser's address bar shows the URL `linkedin.com/company/71674722/admin/`. The LinkedIn navigation bar includes a search bar, icons for Home, My Network, Jobs, Messaging, Notifications (with a red badge showing 28), and Me. The company header features the ERPsim Lab logo, the name "ERPsim Lab - HEC Montréal", a "Super admin view" button, and a "View as member" button. Below the header is a navigation menu with "All Pages", "Products", "Content", "Analytics", "Activity" (with a red badge showing 17), and "Admin tools". The main content area features a large banner image of a person working at a desk with a laptop and a tablet displaying a data dashboard. Below the banner, the company name "ERPsim Lab - HEC Montréal" is displayed, followed by the tagline "Leader in serious games solutions to teach and learn enterprise systems and business analytics" and the location "Information Technology & Services · Montreal, Quebec · 506 followers". There are also "Edit Page" and "Share Page" buttons.

Thank You!

Website: erpsim.hec.ca

Email: erpsim@hec.ca