

ERPsim

2021 Start of Term Webinar

Please Note

This webcast is being recorded and will be made available on the ERPsim website. Please be aware that questions you ask or discussions you participate in will be recorded as a part of the presentation.

By attending this online event you are giving your permission to being recorded. Participant names / photos / video (if connected to event via webcam) may be shared. If you do not wish to be recorded, please disconnect from the webcast at this time.

This presentation contain references to products of SAP SE, Dietmar-Hopp-Allee 16, 69190 Walldorf, Germany. The names of these products are registered and/or unregistered trademarks of SAP SE. SAP SE is neither the author nor the publisher of this presentation and is not responsible for its content.

2021 Start of Term Webinar
Online | August 5th, 2021

ERPsimLab
HEC MONTRÉAL

Serious games to learn enterprise
systems and business analytics

Today's Agenda

1. Features
2. **New!** Simulator's User Interface
3. Instructional Assets and Curricula
4. Training and Certification
5. Q&A

Features

Features

SAP System

SAP S/4HANA 2020

UI

SAP Fiori

SAP GUI

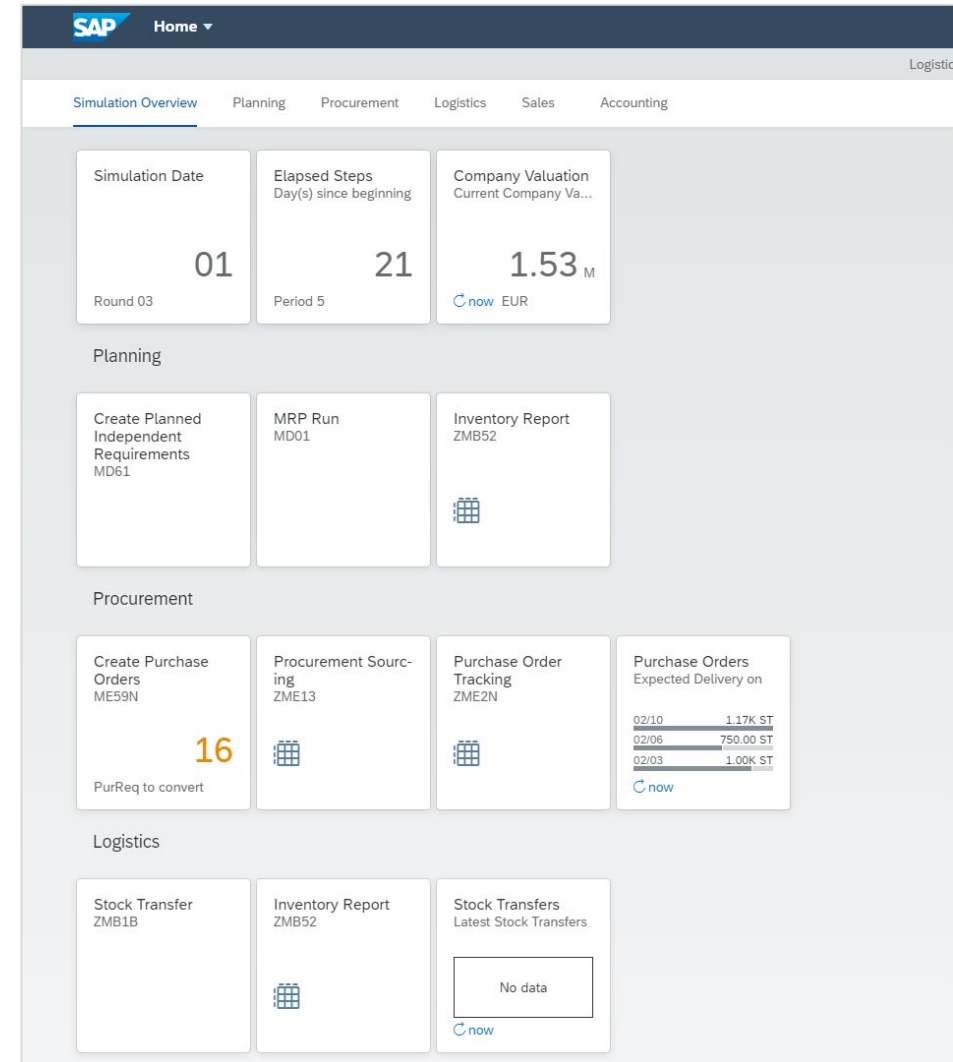
Analytics

SAP GUI reports

Smart Business*

OData Service 2.0*

* Logistics, Manufacturing and Retail games only



SAP Fiori Launchpad configured for the Logistics Extended game

High-Capacity SAP Client

Features

- 9 sets of 26 company codes
- 200 company codes for exercises and configuration

Benefits

- Client refreshes not required anymore
- Data from previous game (on this client) is accessible
- Simplified user accounts

Teams, Company Codes and Company Sets

Team

Group of students, designated by each of the 26 letters of the English Alphabet



Company Set

Group of 26 Company Codes that can be used in a single game



Company Code

Organizational element representing each of the competing companies in a game

"I am in team A!"



"We are playing with company set 2."



"My Company Code is A2!"

High-Capacity SAP Client

Example

You set these in ZSTART

Game #	Teams	Student Login	Scenario	Company Set	Company Codes	e.g. Product Codes
1	A, B	A_#, B_#	Manufacturing Introduction	1	AA, BB	AA-F##, BB-F##
2	A, B	A_#, B_#	Manufacturing Extended	2	A2, B2	AA-F##, BB-F##

Before game #1, you assign the teams.

For following games, students keep using the **same SAP user account**.

Changes to company structure and authorizations are done automatically in the background.

Only the organizational structure changes: identifiers for master data are shared across sets.

OData Services Overhaul

Features

- Single sign-on with the ERP accounts
- Client number embedded in service URL
- OData access options (ZODATA)
 - Access across company sets
 - Access all teams data

Available entities

- BOM_Changes
- Carbon_Operations
- Company_Valuation
- Current_Inventory
- Current_Inventory_KPI
- Current_Suppliers_Prices
- Financial_Postings
- Goods_Movements
- Independent_Requirements
- Inventory
- Market
- Marketing_Expenses
- NPS_Surveys
- Pricing_Conditions
- Production
- Production_Orders
- Purchase_Orders
- Sales
- Stock_Transfers
- Suppliers_Prices

OData Services Overhaul

All users (admin and students) can find the URL, account and entity list under "OData Services" in Fiori.



OData Services

OData services provide real-time access to data from the simulation. Refer to the documentation for more details.

Service URL

Use the URL to connect to the OData service. Some applications require adding the entity name at the end of the URL. Open the "Advanced" panel for the complete list of entities.

URL (case sensitive)

User Account and Password

Username

Password Same as your own password for this SAP platform

Advanced

URL (case sensitive)

Entities

[Documentation](#) [Close](#)

Custom Transactions (Z*) Redesign

- Admin accounts can now access custom transactions and interact with them like students would.
- Transactions:
 - ZADS
 - ZCK11
 - ZCS02
 - ZFF7B
 - ZMB1B
 - ZORG
 - ZVAL

The screenshot shows the SAP 'Confirm BOM to change' transaction. The header bar includes the SAP logo, the title 'Confirm BOM to change', and a dropdown menu for 'ZCS02'. Below the header, there are buttons for 'Refresh Data', 'More', and 'Exit'. The main content area is titled 'Administration' and contains a 'Plant' field with the value 'A4' and a 'Display' button. At the bottom, there is a large empty rectangular box.

Custom Transactions (Z*) Redesign

- Transaction ZCS02 now provides a status for each recipe.
- Admin accounts can modify recipes without restriction

The screenshot shows the SAP ZCS02 'Confirm BOM to change' transaction. The interface includes a header bar with the SAP logo and the title 'Confirm BOM to change'. Below the header, there are navigation links for 'Refresh Data' and 'More'. The main content area is titled 'Administration' and contains a 'Plant' dropdown menu set to 'AA' and a 'Display' button. A message states: 'Select the material for which you want to change the recipe by clicking on the corresponding "Edit BOM" button. An invalid BOM will prevent you from selling any quantity of this material. Please make sure all of your BOMs are valid before ordering new materials.' Below this, a table lists 16 materials (AA-F01 to AA-F16) with their respective quantities and 'Edit BOM' buttons. A legend at the bottom indicates that a green square represents a 'Valid BOM' and a red circle represents an 'Invalid BOM'.

Material	Quantity	Status	Action
AA-F01	500g Nut Muesli	Valid BOM	Edit BOM
AA-F02	500g Blueberry Muesli	Valid BOM	Edit BOM
AA-F03	500g Strawberry Muesli	Valid BOM	Edit BOM
AA-F04	500g Raisin Muesli	Valid BOM	Edit BOM
AA-F05	500g Original Muesli	Valid BOM	Edit BOM
AA-F06	500g Mixed Fruit Muesli	Valid BOM	Edit BOM
AA-F11	1kg Nut Muesli	Valid BOM	Edit BOM
AA-F12	1kg Blueberry Muesli	Valid BOM	Edit BOM
AA-F13	1kg Strawberry Muesli	Valid BOM	Edit BOM
AA-F14	1kg Raisin Muesli	Valid BOM	Edit BOM
AA-F15	1kg Original Muesli	Valid BOM	Edit BOM
AA-F16	1kg Mixed Fruit Muesli	Valid BOM	Edit BOM

Simulator's User Interface

Simulator

New responsive interface to manage games

Games

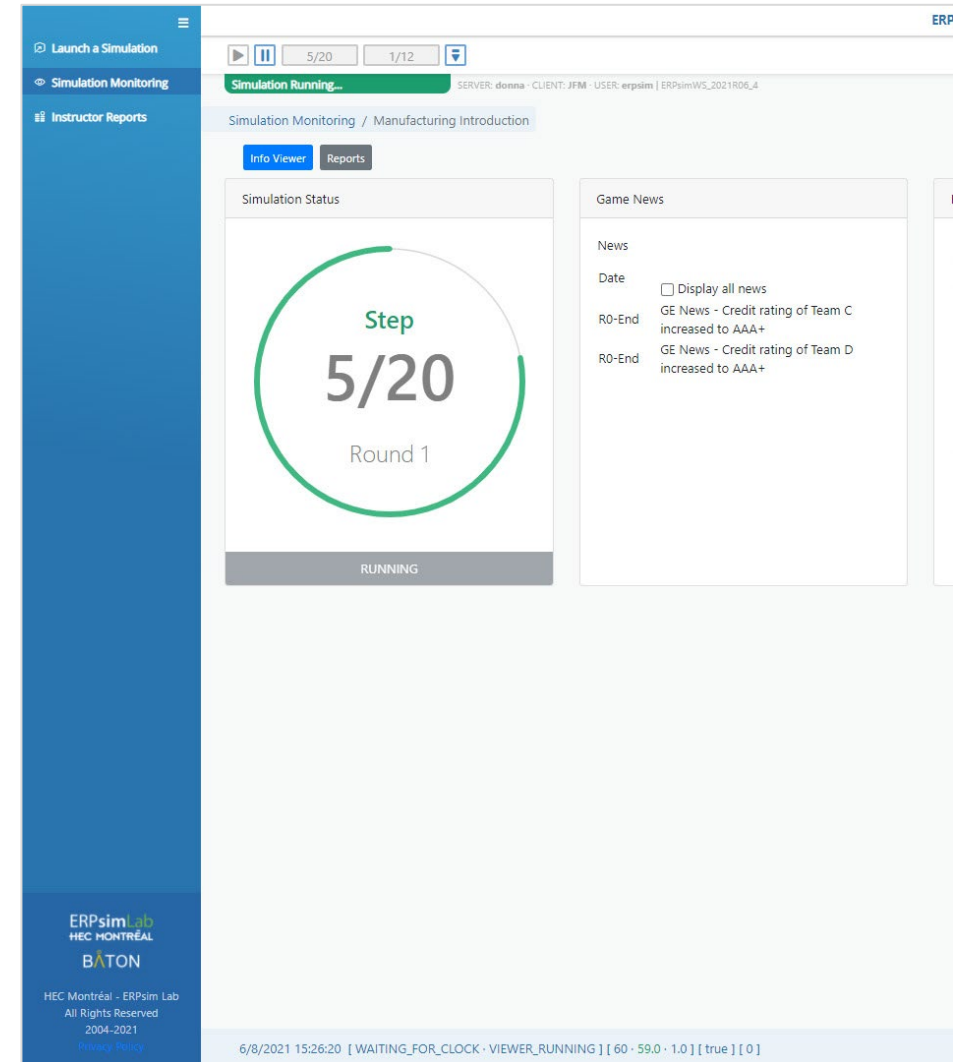
All

Reporting

Live and End-of-round
Leaderboard /
Comparator

UI

Fluid and Legacy available



Viewer page of the simulator
Running state

Demo

ERPsim Academic Edition 2021

ERPsim © 2004-2021, ERPsim Lab, HEC Montréal.

Questions

Instructional Assets and Curricula

Job Aids, Slides and Guides

- All job-aids, slides and guides are updated for academic year 2021-2022
- Available in English and French
- Available now on the website



Manufacturing Introduction Game

Adapted for Fiori and for SAP GUI with Fiori Visual Theme Activated
© ERPSim Lab, HEC Montréal
Last Update: July 12, 2021

User: _____ \$ 1 to \$ 9
Initial password: **ERPSIM**



Nut	Blueberry	Strawberry	Raisin	Original	Mixed
SS-F01 SS-F11	SS-F02 SS-F12	SS-F03 SS-F13	SS-F04 SS-F14	SS-F05 SS-F15	SS-F06 SS-F16
500g 1kg	500g 1kg	500g 1kg	500g 1kg	500g 1kg	500g 1kg
Starting Inventory: 30 000 units each	Starting Inventory: 30 000 units each	Starting Inventory: 30 000 units each	Starting Inventory: 30 000 units each	Starting Inventory: None	Starting Inventory: None
35% wheat 35% oat 30% nut 1 box / 1 bag	35% wheat 35% oat 30% blueberry 1 box / 1 bag	35% wheat 35% oat 30% strawberry 1 box / 1 bag	35% wheat 35% oat 30% raisins 1 box / 1 bag	50% wheat 50% oat 1 box / 1 bag	30% wheat 30% oat 40% fruits & nuts 1 box / 1 bag

CUSTOMERS	
	DC 12: Grocery Chains Payment Time: 10-20 days Approximate Market Size €360 000 per team per week

SUPPLIERS	
Lead time (days)	1-5
Payment time (days)	20

PRODUCTION CONSTRAINTS	
Capacity (units/day)	16 000
Setup time (hours)	8
Minimum/Maximum Lot Size	16 000/16 000

STORAGE CAPACITY AND COSTS		
Product type	Current space	Cost per additional 50 000 units*
Finished products	250 000 boxes	€500/day
Raw materials	250 000 kg	€1 000/day
Packaging (bags and boxes)	750 000 units	€100/day

FIXED COSTS (€ paid each 5 days)*	
Labor	10 000
Manufacturing overhead	7 500
S, G & A	20 000
Depreciation (Building)	1 250
Depreciation (Equipment)	33 333

*Billed automatically



North: 19 Stores
West: 17 Stores
South: 23 Stores

Videos for SAP Fiori UI

- All new set of videos (with narration) for:
 - Retail Game (Intro and Extended)
 - Integrated Business Processes (Cash-to-Cash) for Manufacturing
 - Role-based Videos for Logistics Platinum

erpsim.hec.ca/learning
Videos > SAP Tutorial Videos (SAP Fiori)

Description	G/L Account	Period Balance	Comparison Balance	Absolute Difference	Relative Difference
Balance Sheet		0.00 EUR	0.00 EUR	0.00 EUR	0.0
Assets		-1,100,000.00 EUR	0.00 EUR	-1,100,000.00 EUR	0.0
Liabilities and Owners' Equity		1,100,000.00 EUR	0.00 EUR	1,100,000.00 EUR	0.0
Liabilities		1,000,000.00 EUR	0.00 EUR	1,000,000.00 EUR	0.0
Equity		100,000.00 EUR	0.00 EUR	100,000.00 EUR	0.0
Income Statement		100,000.00 EUR	0.00 EUR	100,000.00 EUR	0.0
Sales, General, and Administrative Expenses		100,000.00 EUR	0.00 EUR	100,000.00 EUR	0.0
Production improvement expenses		100,000.00 EUR	0.00 EUR	100,000.00 EUR	0.0
Net Income (Loss)		-100,000.00 EUR	0.00 EUR	-100,000.00 EUR	0.0
Calculated Result		-100,000.00 EUR	0.00 EUR	-100,000.00 EUR	0.0

Instructional Assets and Curricula

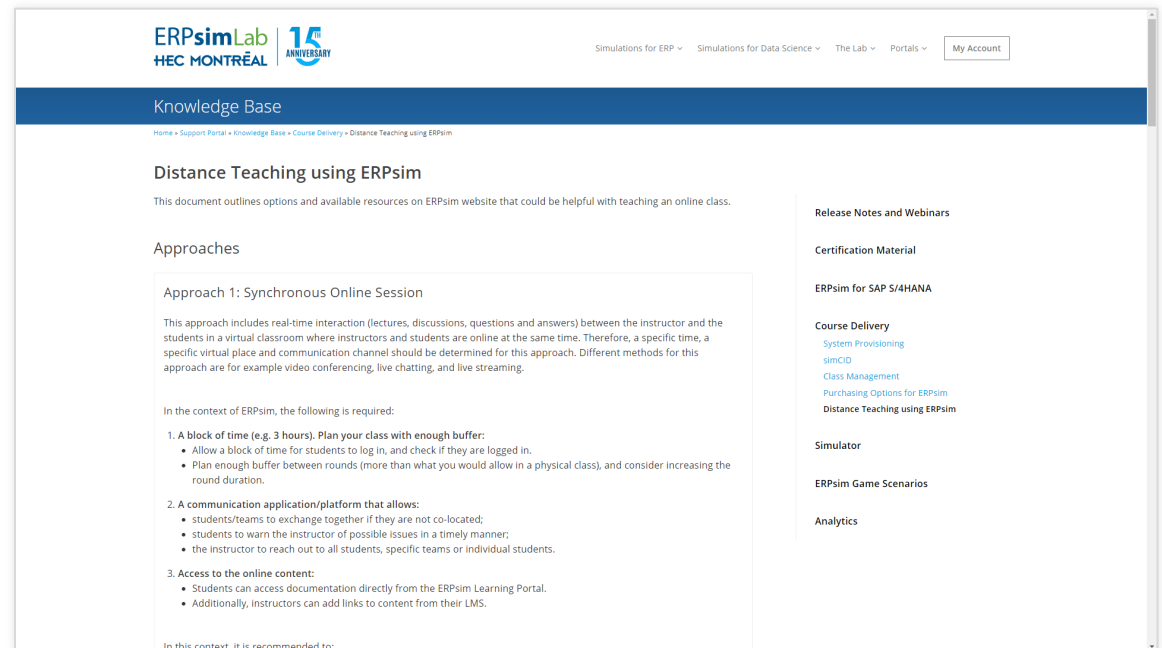
Distance Teaching

A collection of tips and tricks on how to run ERPsim in a distance teaching context:

- Synchronous and Asynchronous approaches
- Efficient communications with participants
- Technical considerations
- A list of available resources

Teaching notes, resources, tips and tricks

<https://erpsim.hec.ca/en/node/606>



Pricing and Support

ERPsim License

\$55 CAD per student,
valid for one course
(max. 6 months)

Effective price from August 1st 2021 to August 1st 2022.

May change at anytime.

Visit <https://erpsim.hec.ca/buy> for conditions.

In the event of a disparity between the price presented on this slide and the one on <https://erpsim.hec.ca/buy>, the latter shall prevail.

The license includes

- For the student:
 - i. Access to the simulation game
 - ii. Access to the pedagogical material (job aids, participant's guide, slides, self-training videos, etc.)
- For the professor:
 - i. Ability to start and manage any of the game scenarios, unlimited for the duration of the course.
 - ii. Access to technical and pedagogical support from HEC Montréal.



ERPsim Certified Instructor (Level 1)

For New ERPsim Users

This certification provides you all the necessary knowledge to run an ERPsim simulation game in a classroom setting, and is required to be able to use any of the simulation games provided by the Lab.

Learn more at
ersim.hec.ca/certification

Online Course

Complete the
Online Course
in self-study mode



Session with our team

Register for a
one-on-one session with our
team. We'll answer all your
questions!



Receive your simCID
and start using ERPsim
immediately!

ERPsim Certified Instructor (Level 2)

For Experienced Users Available Now!

For experienced users who are actively using ERPsim!

You will learn advanced features of ERPsim and new activities that can leverage your experience with the platform.

Learn more at
ersim.hec.ca/certification

Online Course:
Advanced topics



Session with our team

Complete the
Online Course
in self-study mode

Register for a
one-on-one session with our
team. We'll answer all your
questions!



You will become ERPsim Level
2 certified!

Aug 9-13, 2021, 9am-5pm EDT (UTC-4)



Are you attending AMCIS 2021?

Book an appointment with a member of our team to discover
ERPsim and Cortex!

[Book an appointment now >](#)

<https://erpsim.hec.ca/amcis2021>

Thu, Aug 12, 2021, 1pm-2:30pm OR 9pm-10:30pm EDT (UTC-4)




Cortex
ANALYTICS SIMULATION

**Power your curriculum with
Predictive Analytics**

Free webinar for faculty members

POWERED BY



IN COLLABORATION WITH



HEC MONTRÉAL



INSTRUCTOR
Cortex
ANALYTICS SIMULATION
CHALLENGE
sas | HEC MONTRÉAL

<https://www.eventbrite.ca/e/power-your-curriculum-with-predictive-analytics-tickets-162596168517>

Questions

Thank You!

Website: erpsim.hec.ca

Email: erpsim@hec.ca